

Oklahoma County School District No. I-89
OKLAHOMA CITY PUBLIC SCHOOLS

FY2019 Budget

Revised March 25, 2019

Prepared in Accordance with the
“School District Budget Act”
(Section 5-150 et seq. of Title 70)
Adopted by the Oklahoma City Public Schools

**Oklahoma County School District No. I-89
Oklahoma City Public Schools
FY2019 Budget**

TABLE OF CONTENTS

I.	SUPPLEMENTAL INFORMATION	
	District Profile.....	1
	Student Enrollment.....	2
	Historical Net Assessed Valuations of Oklahoma County.....	3
II.	SCHOOL BUDGET AND FINANCIAL PLAN	
	Chart of Budgeted Revenues.....	4
	Summary of Budgeted Revenues.....	5
	Chart of Budgeted Expenditures by Object.....	6
	Summary of Budgeted Expenditures by Object.....	7
	Chart of Budgeted Expenditures by Function.....	8
	Summary of Budgeted Expenditures by Function.....	9
III.	GENERAL FUND	
	Revenue Summary - Excluding Charter Schools.....	10
	Revenue Summary - Charter Schools Only.....	11
	Federal Program Summary.....	12
	Expenditure Summary by Object.....	13
	Expenditure Summary by Function.....	14
IV.	BUILDING FUND	
	Revenue Summary.....	15
	Expenditure Summary by Object.....	16
	Expenditure Summary by Function.....	17
V.	SCHOOL NUTRITION FUND	
	Revenue Summary.....	18
	Expenditure Summary by Object.....	19
	Expenditure Summary by Function.....	20
VI.	CAPITAL IMPROVEMENT FUND - 2007 BOND AUTHORIZATION	
	Revenue Summary.....	21
	Expenditure Summary by Object.....	22
	Expenditure Summary by Function.....	23
VII.	CAPITAL IMPROVEMENT FUND - 2016 BOND AUTHORIZATION	
	Revenue Summary.....	24
	Expenditure Summary by Object.....	25
	Expenditure Summary by Function.....	26
VIII.	SINKING FUND	
	Revenue Summary.....	27
	Expenditure Summary by Object.....	28
	Expenditure Summary by Function.....	29
IX.	INSURANCE FUND	
	Revenue Summary.....	30
	Expenditure Summary by Object.....	31
	Expenditure Summary by Function.....	32

Oklahoma County School District No. I-89
Oklahoma City Public Schools
District Profile

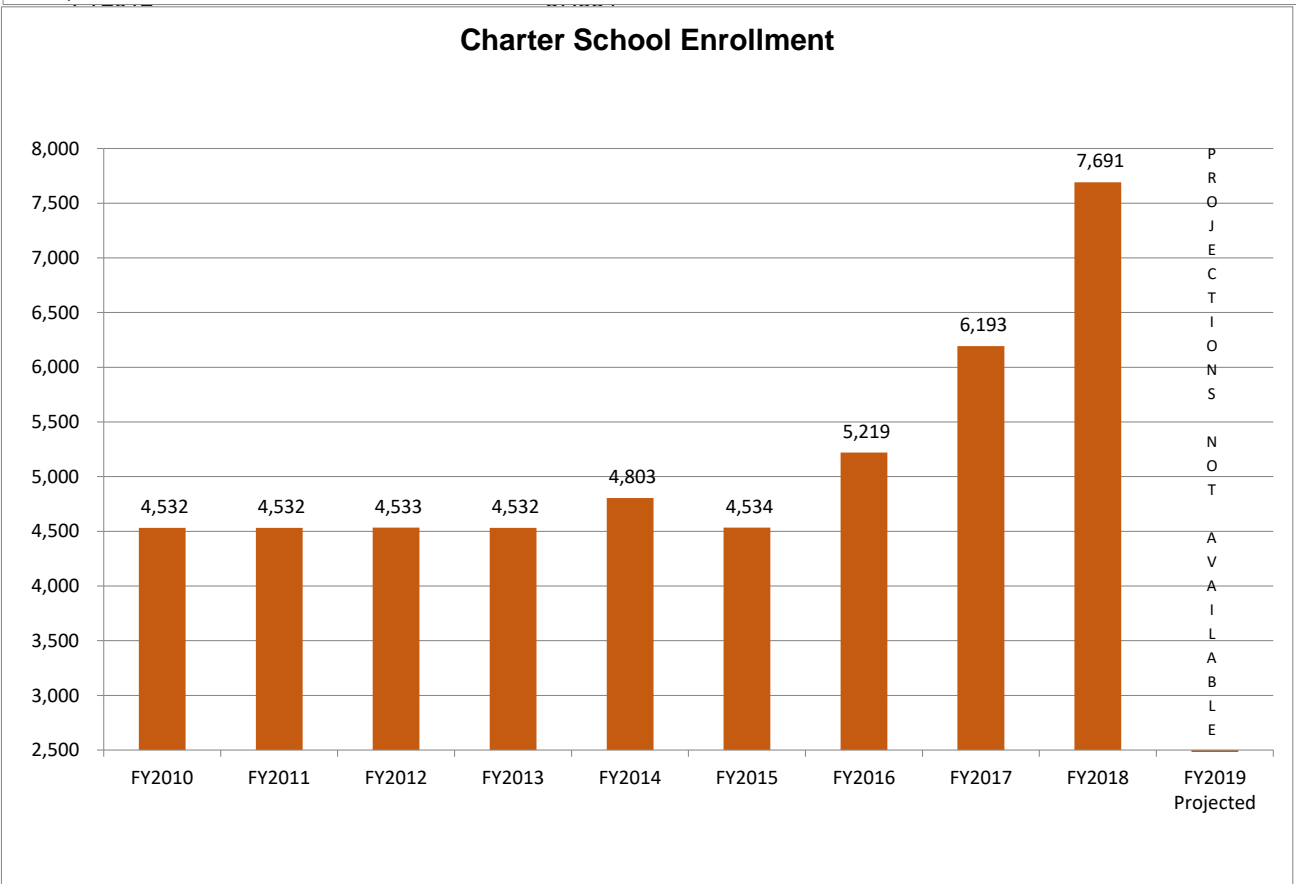
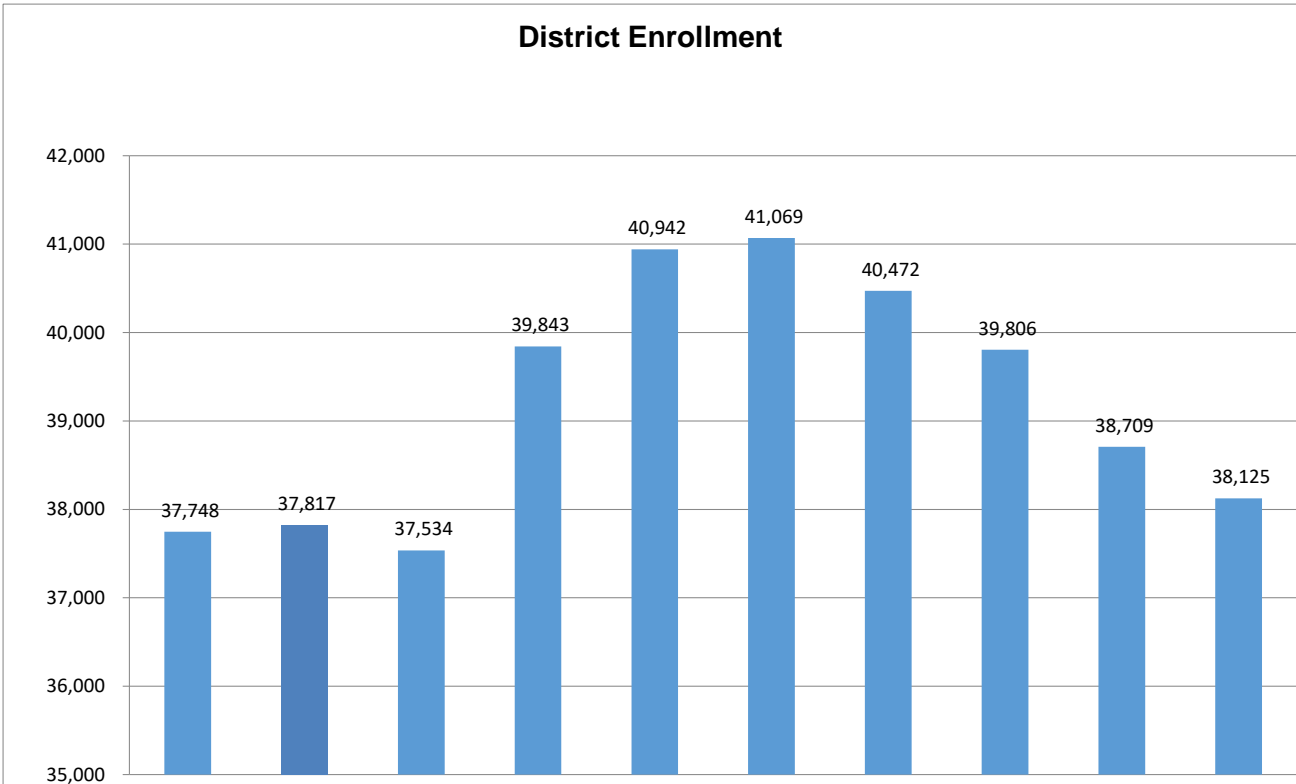
<u>Board of Education</u>			
Name	Office	District #	Term of Office
Paula Lewis	Board Chairperson		2021
Charles Henry	Member	1	2021
Rebecca Budd	Member	2	2021
Carrie Jacobs	Member	3	2020
Mark Mann	Member	4	2020
Ruth Veales	Member	5	2022
Gloria Torres	Vice-Chairperson	6	2019
Jace Kirk	Member	7	2022

Rebecca Kaye, Interim Superintendent
Sean McDaniel, Superintendent effective July 1, 2018

Officers

Craig Cates, Board Clerk
Jean Bostwick, Encumbrance Clerk
Craig Cates, Minute Clerk
Mark Waldrip, Treasurer
Kathy Padilla, Designated Purchasing Agent

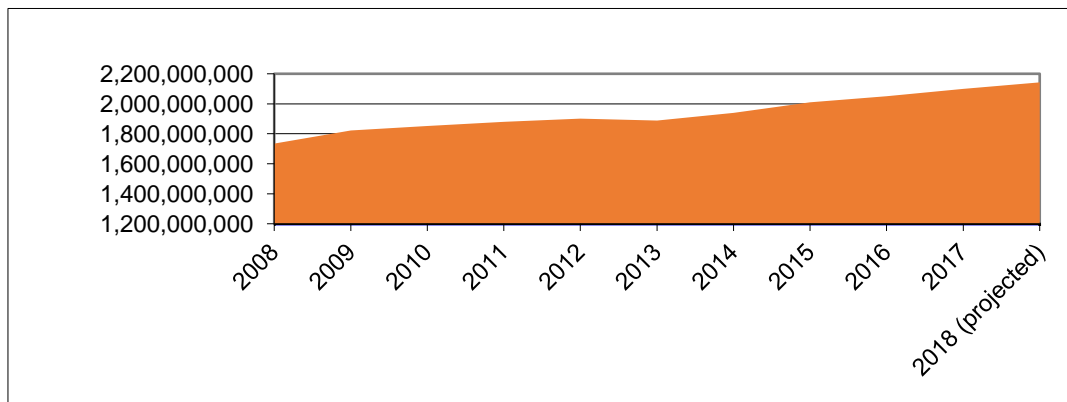
**Oklahoma County School District No. I-89
Oklahoma City Public Schools
Student Enrollment - Average Daily Membership**



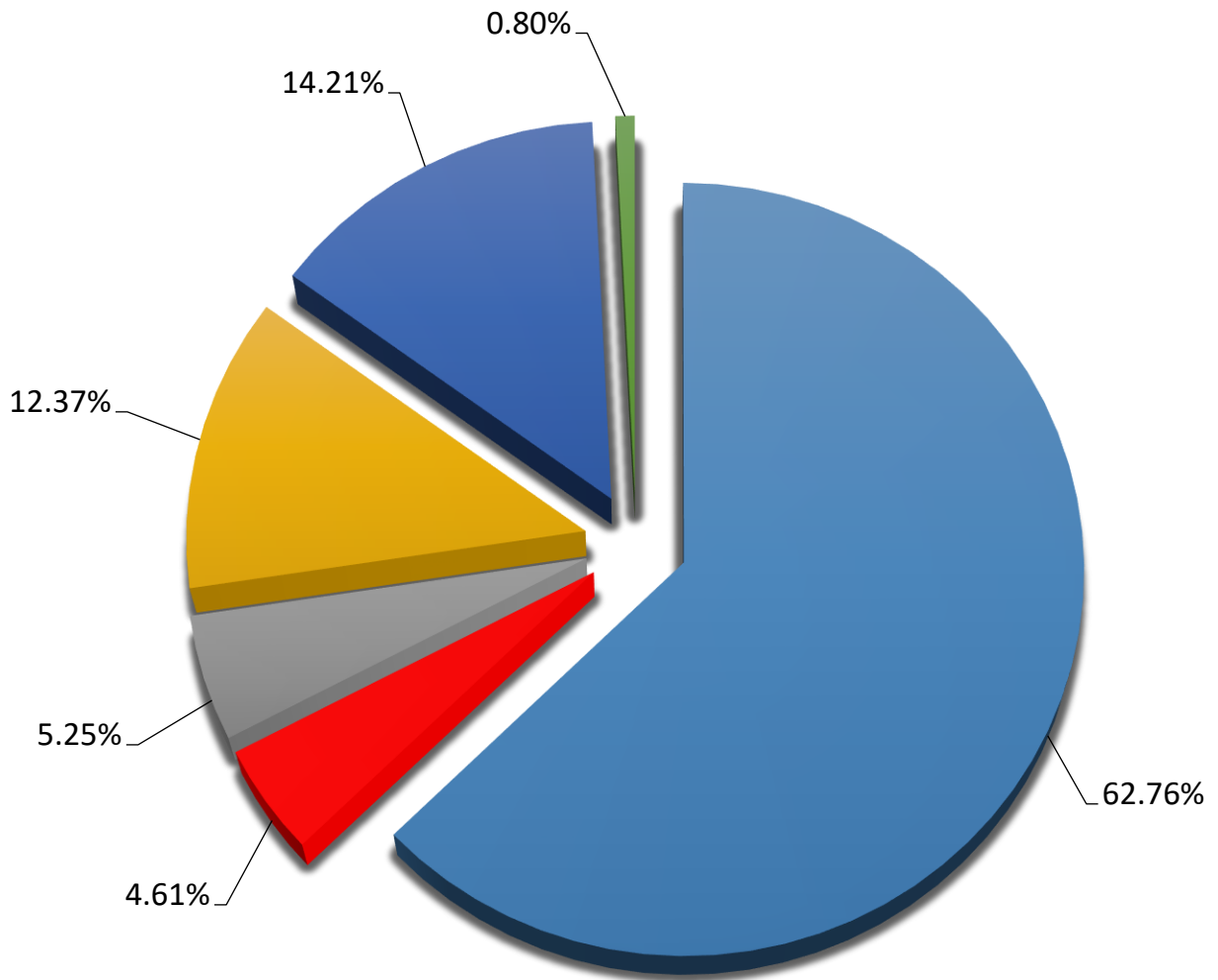
**Source: Planning, Research & Evaluation Dept. - Oklahoma City Public Schools
Charter School FY2019 Projection NOT Available**

**Oklahoma County School District No. I-89
Oklahoma City Public Schools
Net Assessed Valuations of Oklahoma County**

YEAR	NET ASSESSED VALUATIONS	% CHANGE FROM PREVIOUS YEAR
2008	1,734,580,222	3.71%
2009	1,822,544,967	5.07%
2010	1,850,936,589	1.56%
2011	1,879,038,468	1.52%
2012	1,900,070,532	1.12%
2013	1,889,170,549	-0.57%
2014	1,938,948,641	2.63%
2015	2,008,693,881	3.60%
2016	2,050,102,184	2.06%
2017	2,100,183,140	2.44%
2018 (projected)	2,142,816,858	2.03%



Oklahoma County School District No. I-89
Oklahoma City Public Schools
FY2019
Chart of Budgeted Revenues

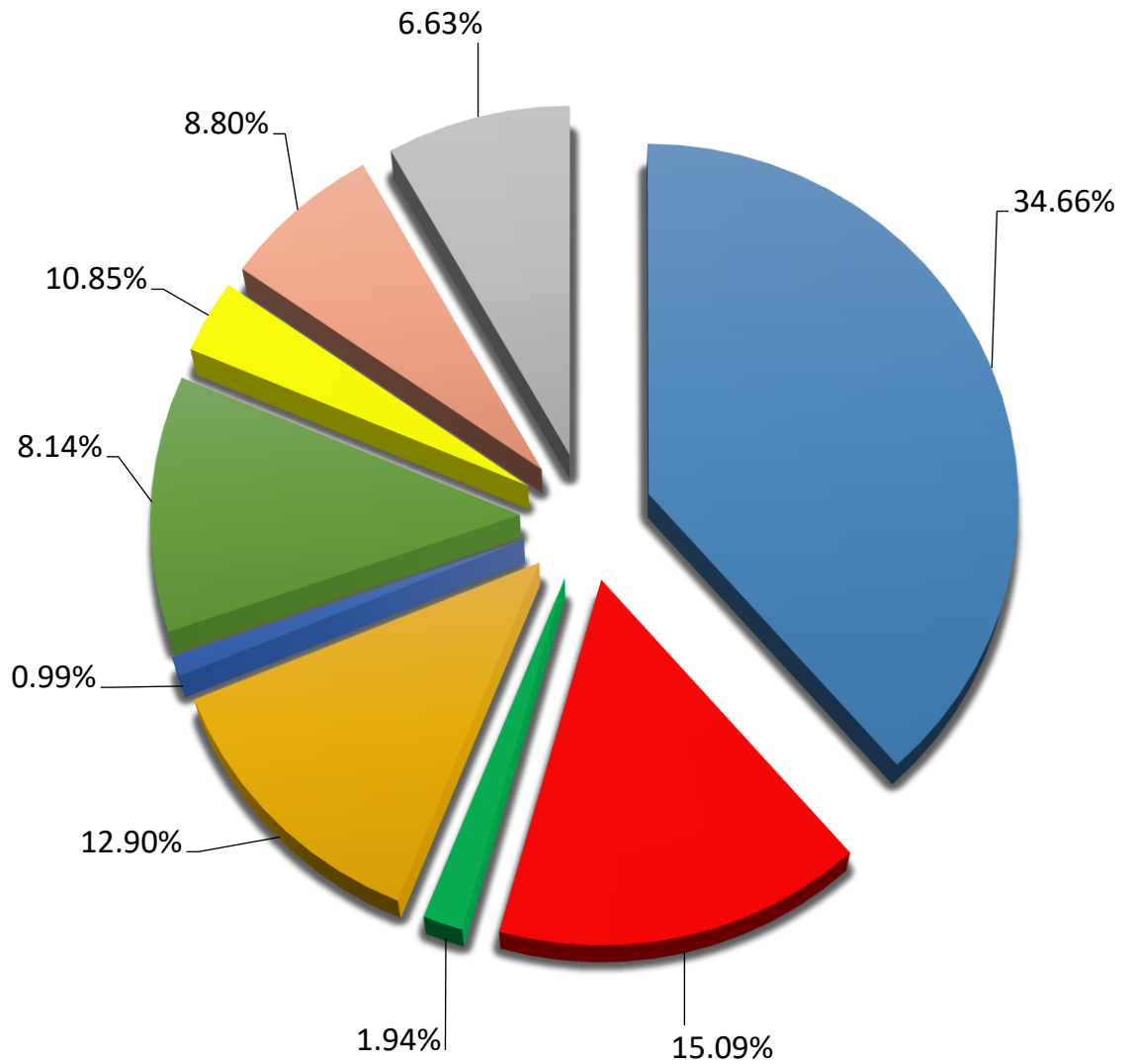


■ General Fund	■ Building Fund	■ School Nutrition Fund
■ Capital Improvements - Bond Funds	■ Sinking Fund	■ Insurance Fund

Oklahoma County School District No. I-89
Oklahoma City Public Schools
FY2019
Summary of Budgeted Revenues

OCAS Revenue Source Codes	General Fund 11	Building Fund 21	School Nutrition Fund 22	Capital Improvements Bond Funds 38, 57-58, 75-76	Sinking Fund 41	Insurance Fund 86	Total Appropriated Funds
1000 District Sources of Revenue	82,001,000	18,600,000	623,000	775,000	38,707,000	80,000	140,786,000
2000 Intermediate Sources of Revenue	13,563,000	-	-	-	-	-	13,563,000
3000 State Sources of Revenue	219,991,000	538,000	2,625,000	-	-	-	223,154,000
4000 Federal Sources of Revenue	36,795,000	-	23,413,000	-	-	-	60,208,000
5000 Non-Revenue Receipts	360,000	-	-	16,000,000	314,000	-	16,674,000
6000 Lapsed Appropriations	3,750,000	600,000	400,000	1,500,000	-	-	6,250,000
Total Revenue from all Sources	356,460,000	19,738,000	27,061,000	18,275,000	39,021,000	80,000	460,635,000
6110 Prior Year Ending Fund Balance/Equity	19,194,000	7,872,000	4,393,000	55,784,000	46,028,000	4,676,000	137,947,000
TOTAL BUDGETED REVENUE	375,654,000	27,610,000	31,454,000	74,059,000	85,049,000	4,756,000	598,582,000

**Oklahoma County School District No. I-89
 Oklahoma City Public Schools
 FY2019
 Chart of Budgeted Expenditures by Object**



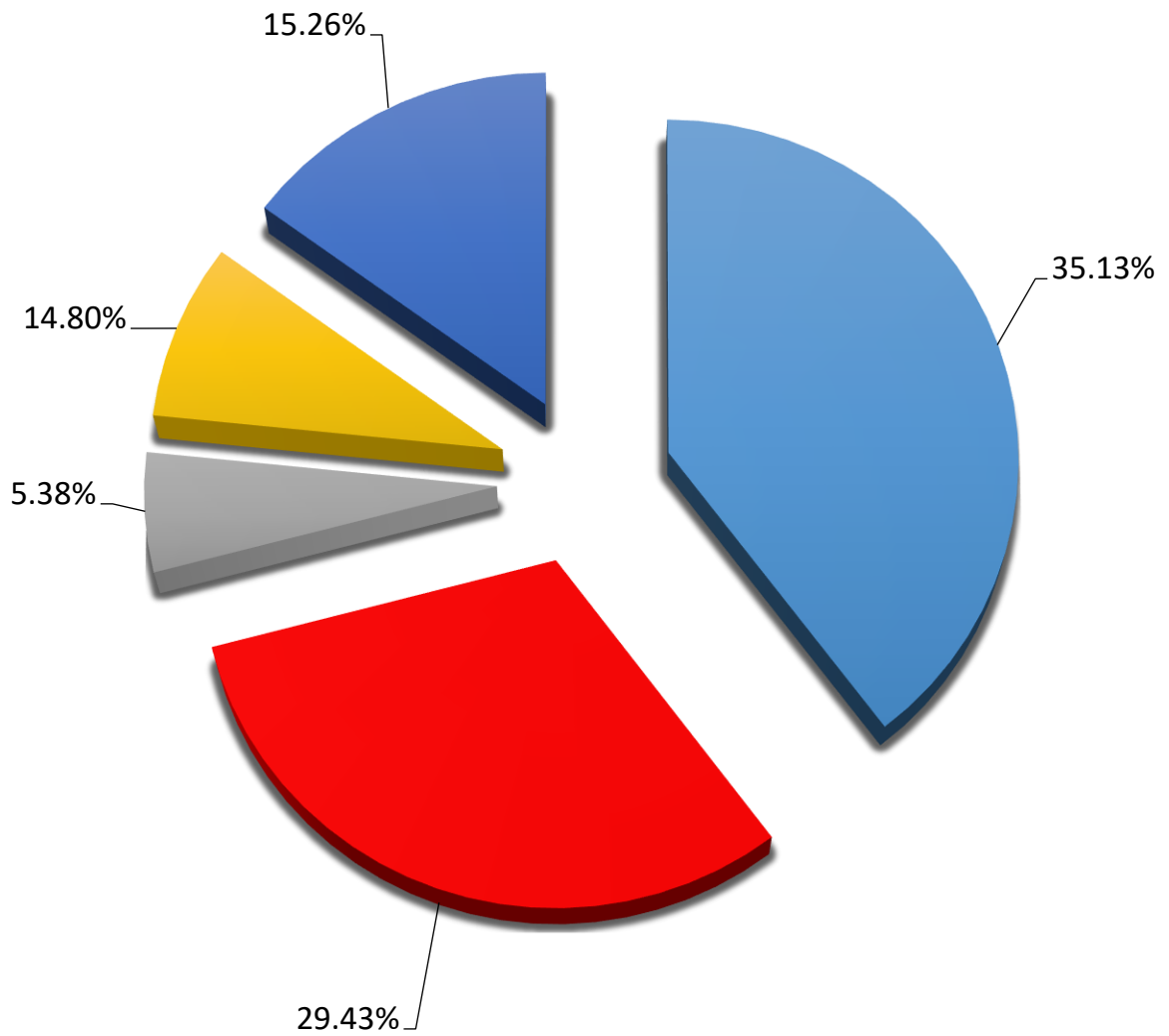
Personnel Services (Salaries)	Personnel Services (Employee Benefits)	Contracted Services
Purchased Property Services	Other Purchased Services	Supplies
Property	Other Objects	Other Uses of Funds

Oklahoma County School District No. I-89
Oklahoma City Public Schools
FY2019
Summary of Budgeted Expenditures by Object

OCAS Expenditure Object Codes	General Fund 11	Building Fund 21	School Nutrition Fund 22	Capital Improvements Bond Funds 38, 57-58, 75-76	Sinking Fund 41	Insurance Fund 86	Total Appropriated Funds
100 Personnel Services (Salaries)	188,428,000	4,524,000	7,376,000	-	-	-	200,328,000
200 Personnel Services (Employee Benefits)	75,461,000	1,945,000	5,290,000	-	-	-	82,696,000
300 Contracted Services	8,492,000	60,000	35,000	387,000	-	-	8,974,000
400 Purchased Property Services	13,173,000	6,890,000	688,000	42,523,000	-	2,824,000	66,098,000
500 Other Purchased Services	3,150,000	1,285,000	136,000	148,000	-	-	4,719,000
600 Supplies	26,116,000	1,025,000	12,927,000	20,324,000	-	12,000	60,404,000
700 Property	661,000	2,439,000	1,685,000	10,677,000	-	1,920,000	17,382,000
800 Other Objects	700,000	709,000	47,000	-	35,674,000	-	37,130,000
900 Charter Schools/Other Uses of Funds	42,255,000	-	500,000	-	-	-	42,755,000
TOTAL BUDGETED EXPENDITURES BY OBJECT	358,436,000	18,877,000	28,684,000	74,059,000	35,674,000	4,756,000	520,486,000

Oklahoma County School District No. I-89
Oklahoma City Public Schools
FY2019

Chart of Budgeted Expenditures by Function



 Instruction	 Support Services
 Operation of Non-Instructional Services	 Facilities Acquisition & Construction Services
 Other Outlays	

Oklahoma County School District No. I-89
Oklahoma City Public Schools
FY2019
Summary of Budgeted Expenditures by Function

OCAS Expenditure Function Codes	General Fund 11	Building Fund 21	School Nutrition Fund 22	Capital Improvements Bond Funds 38, 57-58, 75-76	Sinking Fund 41	Insurance Fund 86	Total Appropriated Funds
1000 Instruction	195,672,000	-	-	11,009,000	-	-	206,681,000
2000 Support Services	119,548,000	13,110,000	-	27,593,000	-	2,250,000	162,501,000
3000 Operation of Non-Instructional Services	859,000	-	28,684,000	-	-	-	29,543,000
4000 Facilities Acquisition & Construction Services	102,000	5,767,000	-	35,457,000	-	2,506,000	43,832,000
5000 Other Uses	42,255,000	-	-	-	35,674,000	-	77,929,000
8000 Repayment	-	-	-	-	-	-	-
TOTAL BUDGETED EXPENDITURES BY FUNCTION	358,436,000	18,877,000	28,684,000	74,059,000	35,674,000	4,756,000	520,486,000

**Oklahoma County School District No. I-89
Oklahoma City Public Schools
Revenue Summary - Excluding Charter Schools
GENERAL FUND**

OCAS Revenue Source Codes	FY2017 Revenue Audited	FY2018 Revenue Audited	FY2019 Revenue Budget	Budget to Prior Year % +/-
Local Sources				
1110 Tax Collections-Current	71,651,073	71,598,857	75,336,000	5.22%
1120 Tax Collections-Prior	2,137,540	2,373,007	2,500,000	5.35%
1310 Interest	86,892	499,609	400,000	-19.94%
Other Local Sources	2,287,307	4,091,756	2,636,000	-35.58%
Total Local Sources	76,162,812	78,563,229	80,872,000	2.94%
County Sources				
2100 County 4 Mill	10,191,828	10,515,995	10,872,000	3.39%
2200 County Apportionment	2,198,197	2,156,916	2,241,000	3.90%
2300 Resale Property	521,965	483,771	450,000	-6.98%
Total County Sources	12,911,990	13,156,682	13,563,000	3.09%
State Sources				
3110 Gross Production Tax	278,520	314,769	270,000	-14.22%
3120 Motor Vehicle Collection	17,112,246	17,348,888	17,164,000	-1.07%
3140 State School Land Earnings	7,088,981	7,077,684	6,714,000	-5.14%
3150 Vehicle Tax Stamp	133,647	128,105	140,000	9.29%
3210 Foundation Incentive	101,950,741	102,596,611	125,050,000	21.89%
3210 Foundation Incentive - PY Recovery	1,603,668	428,497	-	-100.00%
3250 Flexible Benefit Allowance	22,979,779	24,218,127	25,000,000	3.23%
3310 Alternative Education	853,460	898,693	900,000	0.15%
3412 National Board Certification	286,630	210,000	200,000	-4.76%
3415 Reading Sufficiency Allowance	389,876	488,840	450,000	-7.95%
3420 State Textbook	-	-	1,797,000	0.00%
38xx Career Tech	739,083	657,614	700,000	6.45%
3892 Lottery	-	-	-	0.00%
3xxx Other State Sources	189,770	165,825	202,000	21.82%
Total State Sources	153,606,401	154,533,653	178,587,000	15.57%
Total Federal Sources	34,560,489	34,207,963	36,795,000	7.56%
Total Non-Revenue Sources	361,750	284,337	360,000	26.61%
Total Lapsed Appropriations	3,539,171	5,955,879	3,750,000	-37.04%
Total Revenue From All Sources	281,142,613	286,701,743	313,927,000	9.50%
Prior Year Ending Fund Balance/Equity	20,429,860	16,714,504	19,194,000	14.83%
TOTAL REVENUE	301,572,473	303,416,247	333,121,000	9.79%

**Oklahoma County School District No. I-89
Oklahoma City Public Schools
Revenue Summary - Charter Schools Only
GENERAL FUND**

OCAS Revenue Source Codes	FY2017 Revenue Audited	FY2018 Revenue Audited	FY2019 Revenue Budget	Budget to Prior Year % +/-
Total Local Sources	851,419	1,109,772	1,129,000	16.39%
Total County Sources	-	-	-	0.00%
State Sources				
3210 Foundation Incentive	29,577,043	32,146,233	37,627,000	17.05%
3210 Foundation Incentive - PY Recovery	210,512	56,366	-	-100.00%
3250 Flexible Benefit Allowance	2,993,039	3,363,862	3,450,000	2.54%
3411 Professional Development - PY Returned	5,272	-	-	0.00%
3415 Reading Sufficiency Allowance	31,096	44,048	46,000	4.43%
3420 State Textbook	-	-	281,000	0.00%
3xxx Other State Sources	16,574	-	-	0.00%
Total State Sources	32,833,536	35,610,509	41,404,000	16.26%
Total Federal Sources	381	851	-	0.00%
Total Non-Revenue Sources	-	-	-	0.00%
Total Lapsed Appropriations	-	-	-	0.00%
Total Revenue From All Sources	33,685,336	36,721,132	42,533,000	16.27%
Prior Year Ending Fund Balance/Equity	-	-	-	0.00%
TOTAL REVENUE	33,685,336	36,721,132	42,533,000	16.27%

**Oklahoma County School District No. I-89
Oklahoma City Public Schools
Federal Program Summary - SEFA**

FEDERAL GRANT PROGRAM TITLE	FY2017 Revenue Audited	FY2018 Revenue Audited - SEFA	FY2019 Revenue Budget - SEFA
Direct Grants			
Title VII, Part A, Indian Education	565,157	576,467	500,000
Total Direct Grants	565,157	576,467	500,000
Pass-Through Grants			
VoTech/Carl Perkins	967,496	1,060,888	1,000,000
Title I	18,833,882	18,115,188	20,500,000
Striving Readers	-	90,603	1,000,000
Title II	2,796,900	2,704,728	1,500,000
Title VII, Johnson O'Malley Program	141,024	73,071	60,000
Immigrant Education Act	99,663	307,286	200,000
Title III - English Language Acquisition	681,060	1,025,169	1,200,000
Homeless Child and Youth	56,879	-	-
IDEA	7,687,475	7,627,261	8,000,000
OJT-Special Education Students	77,346	57,026	65,000
Head Start Funds to Schools	166,267	176,020	150,000
MIECHV, Parents as Teachers	328,077	243,214	350,000
OK Strong, Parents as Teachers	199,012	-	-
Gear Up	637,844	598,621	-
Consolidated Administrative Funds	548,318	604,703	650,000
Federal Emergency Management Agency	288,928	-	-
DHS - Daycare	-	24,948	100,000
JROTC	466,927	-	-
Carryover/New Program Estimate	-	-	1,500,000
Child Nutrition Cluster	22,611,733	22,729,538	23,433,000
Total Pass-Through Grants	56,588,831	55,438,264	59,708,000
TOTAL SEFA	57,153,988	56,014,731	60,208,000

**Oklahoma County School District No. I-89
Oklahoma City Public Schools
Expenditure Summary - By Object
GENERAL FUND**

OCAS Expenditure Object Codes	FY2017 Expense Audited	FY2018 Expense Audited	FY2019 Expense Budget	Budget to Prior Year % +/-
100 Personnel Services (Salaries)	163,402,486	164,558,862	188,428,000	12.95%
200 Personnel Services (Employee Benefits)	68,934,222	68,822,653	75,461,000	7.82%
300 Contracted Services	8,059,410	7,348,737	8,492,000	2.61%
400 Purchased Property Services	13,411,012	10,070,236	13,173,000	-0.90%
500 Other Purchased Services	4,170,242	2,991,548	3,150,000	-5.83%
600 Supplies	24,986,904	21,899,110	26,116,000	17.03%
700 Property	1,392,577	744,823	661,000	9.48%
800 Other Objects	1,351,913	1,405,873	700,000	-0.52%
900 Other Uses of Funds	-	-	851,000	0.00%
Subtotal Expenditure by Object	285,708,766	277,841,842	317,032,000	10.80%
900 Charter Schools	32,833,536	35,610,509	41,404,000	16.26%
TOTAL EXPENDITURE BY OBJECT	318,542,302	313,452,351	358,436,000	11.41%

**Oklahoma County School District No. I-89
Oklahoma City Public Schools
Expenditure Summary - By Function
GENERAL FUND**

OCAS Expenditure Function Codes	FY2017 Expense Audited	FY2018 Expense Audited	FY2019 Expense Budget	Budget to Prior Year % +/-
1000 Instruction	171,778,471	165,231,743	195,672,000	16.51%
2000 Support Services	112,949,926	111,390,385	119,548,000	2.84%
3000 Operation of Non-Instructional Services	574,847	726,289	859,000	19.81%
4000 Facilities Acquisition & Construction Services	101,064	166,662	102,000	0.67%
5000 Other Uses	289,763	3,103,736	851,000	-23.04%
8000 Repayment	14,695	-	-	0.00%
Subtotal Expenditure by Object	285,708,766	280,618,815	317,032,000	10.80%
5000 Charter Schools	32,833,536	32,833,536	41,404,000	16.27%
TOTAL EXPENDITURE BY FUNCTION	318,542,302	313,452,351	358,436,000	11.41%

**Oklahoma County School District No. I-89
Oklahoma City Public Schools
Revenue Summary
BUILDING FUND**

OCAS Revenue Source Codes	FY2017 Revenue Audited	FY2018 Revenue Audited	FY2019 Revenue Budget	Budget to Prior Year % +/-
Local Sources				
1110 Tax Collections-Current	10,364,704	10,234,420	10,775,000	5.28%
1120 Tax Collections-Prior	317,836	339,190	325,000	-4.18%
1310 Interest	20,682	75,399	200,000	165.26%
1xxx Direct TIF	-	465,478	6,000,000	1189.00%
1xxx Other	890,513	1,015,390	1,300,000	28.03%
Total Local Sources	11,593,735	12,129,877	18,600,000	53.34%
Total County Sources	-	-	-	0.00%
State Sources			-	
3250 Flexible Benefit Allowance	552,976	640,589	538,000	-16.01%
Total State Sources	552,976	640,589	538,000	-16.01%
Total Federal Sources	-	-		0.00%
Total Non-Revenue Sources	-	-		0.00%
Total Lapsed Appropriations	841,524	623,024	600,000	-3.70%
Total Revenue From All Sources	12,988,235	13,393,490	19,738,000	47.37%
Prior Year Ending Fund Balance/Equity	7,351,566	8,926,986	7,872,000	-11.82%
TOTAL REVENUE	20,339,801	22,320,476	27,610,000	23.70%

**Oklahoma County School District No. I-89
Oklahoma City Public Schools
Expenditure Summary - By Object
BUILDING FUND**

OCAS Expenditure Object Codes	FY2017 Expense Audited	FY2018 Expense Audited	FY2019 Expense Budget	Budget to Prior Year % +/-
100 Personnel Services (Salaries)	3,761,232	4,476,256	4,524,000	2.61%
200 Personnel Services (Employee Benefits)	1,612,149	1,910,431	1,945,000	1.79%
300 Contracted Services	29,956	1,382,924	60,000	1.58%
400 Purchased Property Services	3,461,976	3,905,842	6,890,000	85.00%
500 Other Purchased Services	95,730	1,192,010	1,285,000	5.02%
600 Supplies	1,014,448	937,535	1,025,000	0.50%
700 Property	1,437,324	1,498,487	2,439,000	85.03%
800 Other Objects	-	395	709,000	4.98%
900 Other Uses of Funds	-	-	-	0.00%
TOTAL EXPENDITURE BY OBJECT	11,412,815	15,303,880	18,877,000	31.64%

**Oklahoma County School District No. I-89
Oklahoma City Public Schools
Expenditure Summary - By Function
BUILDING FUND**

OCAS Expenditure Function Codes	FY2017 Expense Audited	FY2018 Expense Audited	FY2019 Expense Budget	Budget to Prior Year % +/-
1000 Instruction	-	-	-	0.00%
2000 Support Services	9,327,686	12,638,561	13,110,000	2.50%
3000 Operation of Non-Instructional Services	-		-	0.00%
4000 Facilities Acquisition & Construction Services	2,085,129	2,665,319	5,767,000	272.11%
5000 Other Uses	-	-		0.00%
TOTAL EXPENDITURE BY FUNCTION	11,412,815	15,303,880	18,877,000	31.64%

**Oklahoma County School District No. I-89
Oklahoma City Public Schools
Revenue Summary
SCHOOL NUTRITION SERVICES**

OCAS Revenue Source Codes	FY2017 Revenue Audited	FY2018 Revenue Audited	FY2019 Revenue Budget	Budget to Prior Year % +/-
Local Sources				
1310 Interest	33	30,805	22,000	12.15%
16xx Refund of Prior Year's Expense	137	10,148	-	-100.00%
17xx Paid Student & Adult Meals	1,238,575	817,731	601,000	1.49%
Total Local Sources	1,238,745	858,684	623,000	0.30%
Total County Sources	-	-	-	0.00%
State Sources				
3720 State Matching	243,949	229,963	225,000	12.50%
3250 Flexible Benefit Allowance	2,493,059	2,618,929	2,400,000	2.13%
Total State Sources	2,737,008	2,848,892	2,625,000	2.94%
Federal Sources				
4710 Lunches	15,856,867	12,760,823	16,253,000	8.50%
4710 Supper	-	-	149,000	5.32%
4720 Breakfasts	5,540,309	4,091,296	5,679,000	8.67%
4740 Summer Feeding Program	73,389	120,111	123,000	2.41%
4750 Child & Adult Care Food Program	8,677	182,354	-	0.00%
4760 Fresh Fruit and Vegetables	1,113,876	934,410	1,209,000	4.10%
4780 Food Equipment Grant	-	39,316	-	-100.00%
Total Federal Sources	22,593,118	18,128,310	23,413,000	7.95%
Total Non-Revenue Sources	-	-	-	-
Total Lapsed Appropriations	97,476	538,645	400,000	-25.74%
Total Revenue From All Sources	26,666,347	22,374,531	27,061,000	6.52%
Prior Year Ending Fund Balance/Equity	4,332,135	5,824,491	4,393,000	-24.58%
TOTAL REVENUE	30,998,482	28,199,022	31,454,000	0.72%

**Oklahoma County School District No. I-89
Oklahoma City Public Schools
Expenditure Summary - By Object
SCHOOL NUTRITION FUND**

OCAS Expenditure Object Codes	FY2017 Expense Audited	FY2018 Expense Audited	FY2019 Expense Budget	Budget to Prior Year % +/-
100 Personnel Services (Salaries)	6,279,988	7,150,820	7,376,000	6.66%
200 Personnel Services (Employee Benefits)	4,909,360	5,286,891	5,290,000	2.49%
300 Contracted Services	26,810	223,302	35,000	12.84%
400 Purchased Property Services	356,498	845,586	688,000	4.96%
500 Other Purchased Services	94,405	101,743	136,000	18.25%
600 Supplies	12,850,281	12,581,100	12,927,000	5.00%
700 Property	621,817	624,725	1,685,000	5.01%
800 Other Objects	34,831	42,695	47,000	14.45%
900 Charter Schools/Other Uses of Funds	-	-	500,000	0.00%
TOTAL EXPENDITURE BY OBJECT	25,173,990	26,856,862	28,684,000	6.89%

Oklahoma County School District No. I-89
Oklahoma City Public Schools
Expenditure Summary - By Function
SCHOOL NUTRITION FUND

OCAS Expenditure Function Codes	FY2017 Expense Audited	FY2018 Expense Audited	FY2019 Expense Budget	Budget to Prior Year % +/-
1000 Instruction	-	-	-	0.00%
2000 Support Services	-	-	-	0.00%
3000 Operation of Non-Instructional Services	25,173,990	26,475,049	28,684,000	6.89%
4000 Facilities Acquisition & Construction Services	-	381,813	-	0.00%
5000 Other Uses	-	-	-	0.00%
TOTAL EXPENDITURE BY FUNCTION	25,173,990	26,856,862	28,684,000	6.89%

Oklahoma County School District No. I-89
Oklahoma City Public Schools
Revenue Summary
CAPITAL IMPROVEMENTS FUNDS - 2007 BOND AUTHORIZATION

OCAS Revenue Source Codes	FY2017 Revenue Audited	FY2018 Revenue Audited	FY2019 Revenue Budget	Budget to Prior Year % +/-
Local Sources				
1310 Interest	117,164	450,423	250,000	-33.39%
Other Local Sources	95,000	-	-	-100.00%
Total Local Sources	212,164	450,423	250,000	251.50%
Total County Sources	-	-	-	0.00%
Total State Sources	-	-	-	0.00%
Total Federal Sources	-	-	-	0.00%
Total Non-Revenue Sources	-	-	-	0.00%
Total Lapsed Appropriations	738,076	401,076	1,000,000	18.11%
Total Revenue From All Sources	950,240	851,499	1,250,000	36.20%
Prior Year Ending Fund Balance/Equity	59,525,028	44,073,809	20,392,000	-53.73%
TOTAL REVENUE	60,475,268	44,925,308	21,642,000	-51.90%

Oklahoma County School District No. I-89
Oklahoma City Public Schools
Expenditure Summary - By Object
CAPITAL IMPROVEMENTS FUNDS - 2007 BOND AUTHORIZATION

OCAS Expenditure Object Codes	FY2017 Expense Audited	FY2018 Expense Audited	FY2019 Expense Budget	Budget to Prior Year % +/-
100 Personnel Services (Salaries)	-	-	-	0.00%
200 Personnel Services (Employee Benefits)	-	-	-	0.00%
300 Contracted Services	299,293	174,830	302,000	10.07%
400 Purchased Property Services	14,283,632	9,942,703	15,603,000	-21.72%
500 Other Purchased Services	17,117	4,132	1,000	-5.30%
600 Supplies	599,384	245,059	869,000	74.93%
700 Property	1,201,925	2,410,570	4,867,000	24.99%
800 Other Objects	108	1	-	0.00%
900 Other Uses of Funds	-	-	-	0.00%
TOTAL EXPENDITURE BY OBJECT	16,401,459	12,777,295	21,642,000	-12.02%

Oklahoma County School District No. I-89
Oklahoma City Public Schools
Expenditure Summary - By Function
CAPITAL IMPROVEMENTS FUNDS - 2007 BOND AUTHORIZATION

OCAS Expenditure Function Codes	FY2017 Expense Audited	FY2018 Expense Audited	FY2019 Expense Budget	Budget to Prior Year % +/-
1000 Instruction	16,939	5,683	-	0.00%
2000 Support Services	2,773,397	2,879,429	1,172,000	-81.71%
3000 Operation of Non-Instructional Services	-	-	-	0.00%
4000 Facilities Acquisition & Construction Services	13,611,123	9,892,183	20,470,000	12.55%
5000 Other Uses	-	-	-	0.00%
TOTAL EXPENDITURE BY FUNCTION	16,401,459	12,777,295	21,642,000	-12.02%

Oklahoma County School District No. I-89
Oklahoma City Public Schools
Revenue Summary
CAPITAL IMPROVEMENTS FUNDS - 2016 BOND AUTHORIZATION

OCAS Revenue Source Codes	FY2017 Revenue Audited	FY2018 Revenue Audited	FY2019 Revenue Budget	Budget to Prior Year % +/-
Local Sources				
1310 Interest	7,184	372,264	525,000	71.69%
Total Local Sources	7,184	372,264	525,000	71.69%
Total County Sources	-	-	-	0.00%
Total State Sources	-	-	-	0.00%
Total Federal Sources	-	-	-	0.00%
Total Non-Revenue Sources	9,000,000	44,000,000	16,000,000	-63.64%
Total Lapsed Appropriations	-	-	500,000	0.00%
Total Revenue From All Sources	9,007,184	44,372,264	17,025,000	-61.57%
Prior Year Ending Fund Balance/Equity	-	7,925,345	35,392,000	0.00%
TOTAL REVENUE	9,007,184	52,297,609	52,417,000	0.36%

Oklahoma County School District No. I-89
Oklahoma City Public Schools
Expenditure Summary - By Object
CAPITAL IMPROVEMENTS FUNDS - 2016 BOND AUTHORIZATION

OCAS Expenditure Object Codes	FY2017 Expense Audited	FY2018 Expense Audited	FY2019 Expense Budget	Budget to Prior Year % +/-
100 Personnel Services (Salaries)	-	-	-	0.00%
200 Personnel Services (Employee Benefits)	-	-	-	0.00%
300 Contracted Services	116,970	168,280	85,000	-49.49%
400 Purchased Property Services	-	3,330,344	26,920,000	2487.47%
500 Other Purchased Services	-	226,439	147,000	2.27%
600 Supplies	-	2,001,325	19,455,000	456.49%
700 Property	964,869	13,344,916	5,810,000	-51.55%
800 Other Objects	-	100,000	-	0.00%
900 Other Uses of Funds	-	-	-	0.00%
TOTAL EXPENDITURE BY OBJECT	1,081,839	19,171,304	52,417,000	211.28%

Oklahoma County School District No. I-89
Oklahoma City Public Schools
Expenditure Summary - By Function
CAPITAL IMPROVEMENTS FUNDS - 2016 BOND AUTHORIZATION

OCAS Expenditure Function Codes	FY2017 Expense Audited	FY2018 Expense Audited	FY2019 Expense Budget	Budget to Prior Year % +/-
1000 Instruction	-	499,653	11,009,000	0.00%
2000 Support Services	1,081,839	12,017,021	26,421,000	112.46%
3000 Operation of Non-Instructional Services	-	-	-	0.00%
4000 Facilities Acquisition & Construction Services	-	6,654,630	14,987,000	240.34%
5000 Other Uses	-	-	-	0.00%
TOTAL EXPENDITURE BY FUNCTION	1,081,839	19,171,304	52,417,000	211.28%

**Oklahoma County School District No. I-89
Oklahoma City Public Schools
Revenue Summary
SINKING FUND**

OCAS Revenue Source Codes	FY2017 Revenue Audited	FY2018 Revenue Audited	FY2019 Revenue Budget	Budget to Prior Year % +/-
Local Sources				
1110 Tax Collections-Current	35,809,924	36,358,074	36,773,000	1.98%
1120 Tax Collections-Prior	1,046,090	1,215,185	1,077,000	1.94%
1310 Interest	87,910	366,465	322,000	4.85%
Other Local Sources	453,197	525,489	535,000	1.92%
Total Local Sources	37,397,121	38,465,213	38,707,000	2.00%
Total County Sources	-	-		0.00%
Total State Sources	-	-		0.00%
Total Federal Sources	-	-		0.00%
Total Non-Revenue Sources	160,313	864,600	314,000	-63.68%
Total Lapsed Appropriations	-	-		0.00%
Total Revenue From All Sources	37,557,434	39,329,813	39,021,000	0.54%
Prior Year Ending Fund Balance/Equity	54,603,630	50,701,227	46,028,000	-9.22%
TOTAL REVENUE	92,161,064	90,031,040	85,049,000	-4.99%

**Oklahoma County School District No. I-89
Oklahoma City Public Schools
Expenditure Summary - By Object
SINKING FUND**

OCAS Expenditure Object Codes	FY2017 Expense Audited	FY2018 Expense Audited	FY2019 Expense Budget	Budget to Prior Year % +/-
100 Personnel Services (Salaries)	-	-	-	0.00%
200 Personnel Services (Employee Benefits)	-	-	-	0.00%
300 Contracted Services	-	-	-	0.00%
400 Purchased Property Services	-	-	-	0.00%
500 Other Purchased Services	-	-	-	0.00%
600 Supplies	-	-	-	0.00%
700 Property	-	-	-	0.00%
800 Other Objects (Bond Principal/Interest Payments)	41,458,838	32,858,692	35,674,000	-17.97%
900 Other Uses of Funds	-	-	-	0.00%
TOTAL EXPENDITURE BY OBJECT	41,458,838	32,858,692	35,674,000	-17.97%

**Oklahoma County School District No. I-89
Oklahoma City Public Schools
Expenditure Summary - By Function
SINKING FUND**

OCAS Expenditure Function Codes	FY2017 Expense Audited	FY2018 Expense Audited	FY2019 Expense Budget	Budget to Prior Year % +/-
1000 Instruction	-	-	-	0.00%
2000 Support Services	-	-	-	0.00%
3000 Operation of Non-Instructional Services	-	-	-	0.00%
4000 Facilities Acquisition & Construction Services	-	-	-	0.00%
5000 Other Uses	41,458,838	32,858,692	35,674,000	-17.97%
TOTAL EXPENDITURE BY FUNCTION	41,458,838	32,858,692	35,674,000	-17.97%

**Oklahoma County School District No. I-89
Oklahoma City Public Schools
Revenue Summary
INSURANCE FUND**

OCAS Revenue Source Codes	FY2017 Revenue Audited	FY2018 Revenue Audited	FY2019 Revenue Budget	Budget to Prior Year % +/-
Local Sources				
1310 Interest	9,018	29,285	80,000	173.18%
Other Local Sources	6,476	61,377	-	-100.00%
Total Local Sources	15,494	90,662	80,000	-11.76%
Total County Sources	-	-	-	0.00%
Total State Sources	-	-	-	0.00%
Total Federal Sources	-	-	-	0.00%
Total Non-Revenue Sources	-	-	-	0.00%
Total Lapsed Appropriations	-	34,560	-	-100.00%
Total Revenue From All Sources	15,494	125,222	80,000	-36.11%
Prior Year Ending Fund Balance/Equity	6,418,866	5,078,150	4,676,000	-7.92%
TOTAL REVENUE	6,434,360	5,203,372	4,756,000	-8.60%

**Oklahoma County School District No. I-89
Oklahoma City Public Schools
Expenditure Summary - By Object
INSURANCE FUND**

OCAS Expenditure Object Codes	FY2017 Expense Audited	FY2018 Expense Audited	FY2019 Expense Budget	Budget to Prior Year % +/-
100 Personnel Services (Salaries)	-	-	-	0.00%
200 Personnel Services (Employee Benefits)	-	-	-	0.00%
300 Contracted Services	-	-	-	0.00%
400 Purchased Property Services	783,275	221,807	2,824,000	1396.18%
500 Other Purchased Services	-	-	-	0.00%
600 Supplies	18,403	20,333	12,000	-1.26%
700 Property	554,532	56,056	1,920,000	512.33%
800 Other Objects	-	-	-	0.00%
900 Other Uses of Funds	-	-	-	0.00%
TOTAL EXPENDITURE BY OBJECT	1,356,210	298,196	4,756,000	824.47%

Oklahoma County School District No. I-89
Oklahoma City Public Schools
Expenditure Summary - By Function
INSURANCE FUND

OCAS Expenditure Function Codes	FY2017 Expense Audited	FY2018 Expense Audited	FY2019 Expense Budget	Budget to Prior Year % +/-
1000 Instruction	-	-	-	0.00%
2000 Support Services	411,937	234,013	2,250,000	967.65%
3000 Operation of Non-Instructional Services	-	-	-	0.00%
4000 Facilities Acquisition & Construction Services	944,273	64,183	2,506,000	725.12%
5000 Other Uses	-	-	-	0.00%
TOTAL EXPENDITURE BY FUNCTION	1,356,210	298,196	4,756,000	824.47%